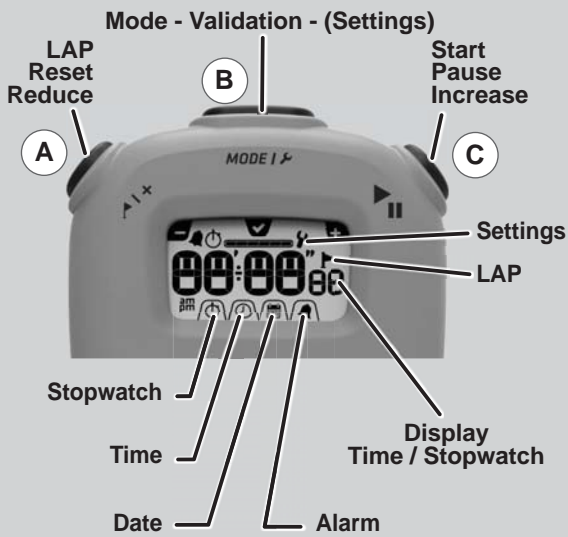




## 1 Intuitive guide



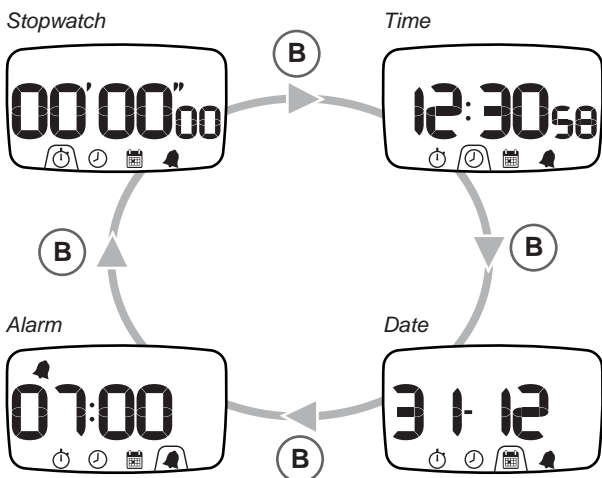
## 2 Start / Standby

- To start, press any button for 2 s.
- To switch to standby: Go to "TIME" mode and hold C for 5 seconds

ONstart 110 switches to standby mode automatically after 24 hours

## 3 Accessing the functions

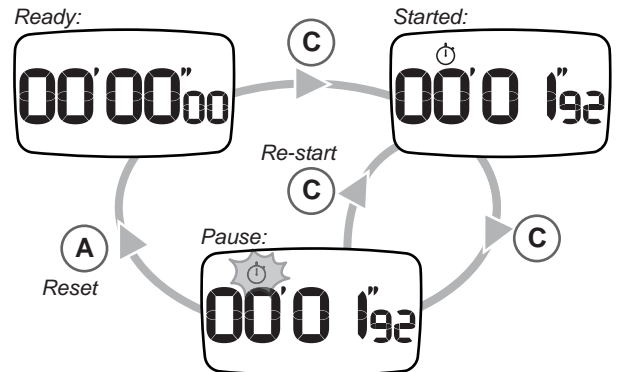
- Press the B button repeatedly to access the time, date, alarm or stopwatch.



## 4 Using the stopwatch (from the stopwatch mode)

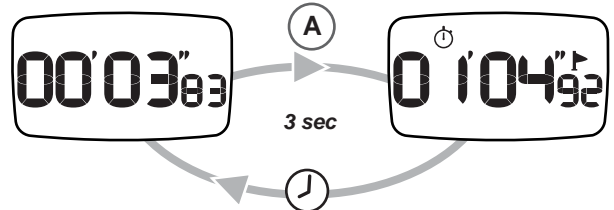
### 4.1 - Start

- Start the stopwatch ▶ Press C
- Pause ▶ Press C
- Reset ▶ Press A when the stopwatch is paused.



### 4.2 - LAP (Split time)

- Take a lap time ▶ Press A when the stopwatch is on.



## 5 Setting the time (from time mode)

- ▶ Press B for 2 seconds
- ▶ Press A(-) or C(+) to set and B to confirm.
- Adjust successively: HOURS, MINUTES and FORMAT.




## 6 Setting the date (from date mode)

- ▶ Press B for 2 seconds
- ▶ Press A(-) or C(+) to set and B to confirm.
- Adjust successively: YEAR, MONTH, DAY and FORMAT.



## 7 Setting the alarm (from alarm mode)

- ▶ Press **B** for 2 seconds
- ▶ Press **A(-)** or **C(+)** to set and **B** to confirm.
- Adjust successively: Activation (**ON** or **OFF**), Hours & minutes.

When the alarm is activated, the  pictogram appears.



### Using the alarm

- To stop the alarm
- ▶ Press any button.

The alarm will still be activated and will ring at the same time on future days until it is deactivated.

## 8 Precautions for Use



To change the battery, visit the store where you purchased your product. If you change the battery yourself, you may damage the seal, affect the watch's watertightness, and void your warranty. Battery life is affected by how long the product has been at the store and how you use the product.



The "crossed out bin" symbol means that this product and its batteries cannot be disposed of with household waste. They must be disposed of via selective waste sorting. The product and batteries must be recycled at a collection point at end of life. Recycling your electronic waste protects the environment and your health. Discard your batteries in a recycling area.

## 9 Contact Us

Download the instruction manual and contact us at [www.support.geonaute.com](http://www.support.geonaute.com)

# GEONAUTE.COM

Made in China - Fabricado na/em China

Произведено в Китае - Imal edildigi yer Çin

中国制造 - 中國製造 - ผลัดในจวน

以下标示仅在中国大陆地区适用

中国 制造 - 中國 製造

上海莘威运动品有限公司, 上海市闵行区申北路2号 邮编:201108

商标: GEONAUTE

产品等级: 合格品 - 质检证明: 合格

执行标准: GB/T 227782008



540-0011 大阪市中央区農人橋1-1-22 大江ビル10階 ナチュラムイーコマース株式会社



廢電池請回收

IMPORTADO PARA BRASIL POR IGUASPORT LtdaCNPJ : 02.314.041/0001-88

для занятий спортом  
хронометр

Импортер: ООО "Октобл", 141031, Россия, Московская область, Мытищинский район, МКАД 84-й км., ТПЗ "Алтуфьево", владение 3, строение 3, +7(495)6414446

Не подлежит обязательному подтверждению соответствия

台灣迪卡儂有限公司台灣台中市408南屯區大墩南路379號諮詢電話: (04) 2471-3612

TURKSPORT Spor Ürünleri Sanayi ve Ticaret Ltd.ŞtiOsmaniye Mahallesi Çobançeşme Koşuyolu Bulvarı No: 3 Marmara Forum Garden Office 0B Blok 01 Bakırköy 34146 İstanbul, TURKEY

Производитель и адрес, Франция:

# DECATHLON

4 Boulevard de Mons – BP 299  
59665 Villeneuve d'Ascq cedex – France

Ref. 1850.753  
cc. 89854

